



# JANGRO Product Guide




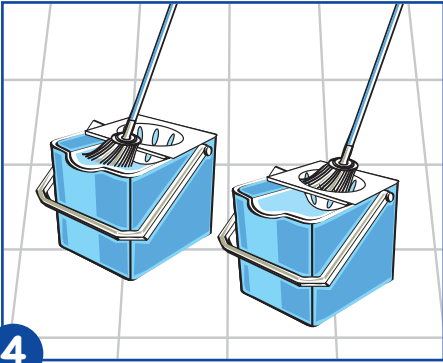
## Sovereign Total Floor Treatment BD265-5

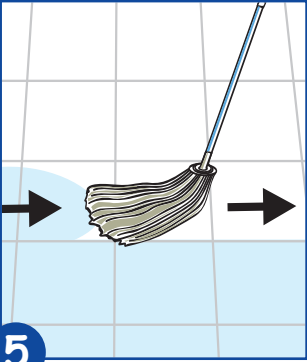



- 

1 Put on PPE.
- 

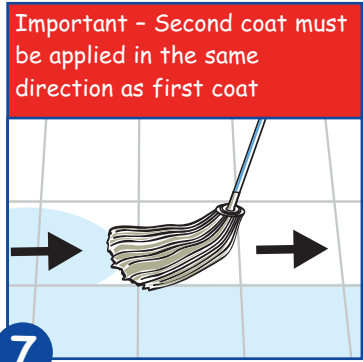
2 Place safety signs.
- 


3 Pour polish into bucket or tray (undiluted).
- 


4 Place mop or applicator into polish. Lightly squeeze out surplus.
- 

5 Apply polish to dry floor thinly and evenly.
- 

6 Leave to dry for at least 1 hour.
- Important - Second coat must be applied in the same direction as first coat



7 Apply a further coat of polish leaving 10cm gap from skirting board.
- 

8 Leave to dry for at least 1 hour.
- 

9 Remove safety signs.

Health & Safety  
Please refer to relevant  
COSHH Sheet.