



JANGRO Product Guide




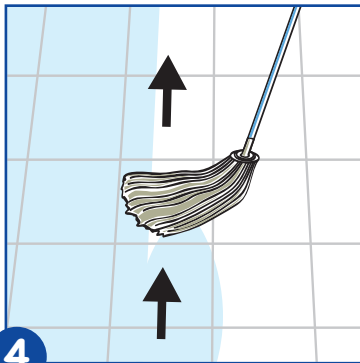
Sovereign Wood Floor Seal BD260-5

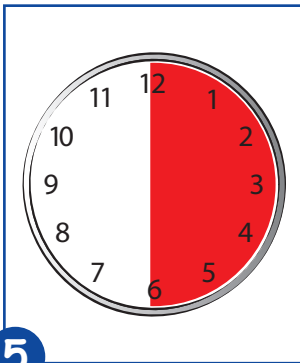


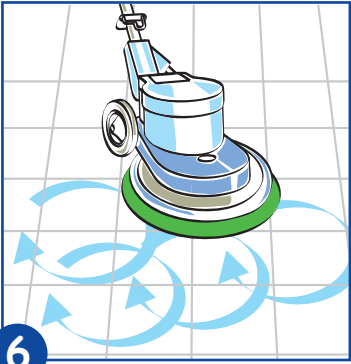
- 

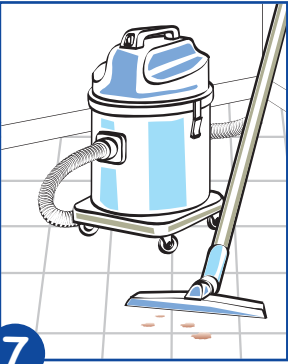
1 Put on PPE.
- 

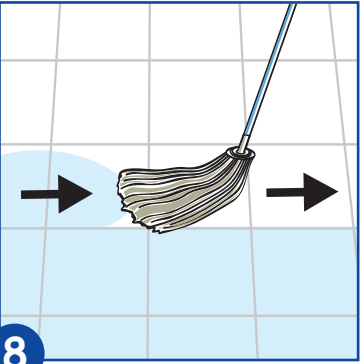
2 Place safety signs.
- 


3 Pour polish into bucket or tray. (undiluted).
- 


4 Apply polish to dry floor thinly and evenly.
- 

5 Leave to dry for 30 minutes.
- 

6 Buff floor using rotary machine fitted with green pad.
- 

7 Vacuum floor.
- 

8 Apply a further coat of polish leaving 10cm gap from skirting board.
- 

9 Leave to dry for 30 minutes.
- 

10 Remove safety signs.

Health & Safety
Please refer to relevant
COSHH Sheet.