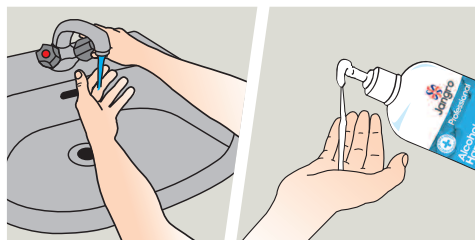


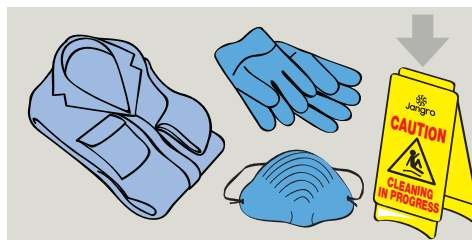
Task Card

STAGE 1 - CLEAN

Using a cleaning detergent



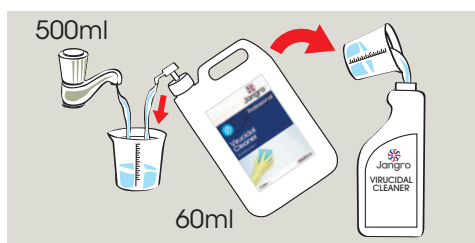
- 1 Wash hands with antibacterial soap and water then sanitise with alcohol gel.



- 2 Put on disposable PPE and place safety signs. Some infections can become air-borne - Please wear a mask!



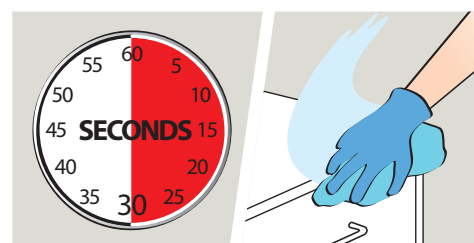
- 3 Virucidal Cleaner can be used for the initial cleaning step. Alternatively use a NEUTRAL detergent.



- 4 Dilute 60ml to 500ml of water in a trigger spray bottle.



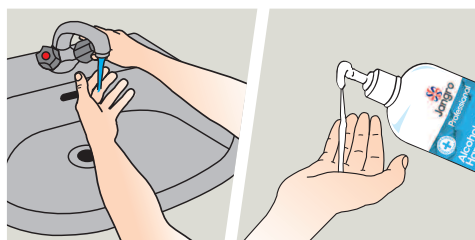
- 5 Spray on to cloth and wipe surface to be cleaned.



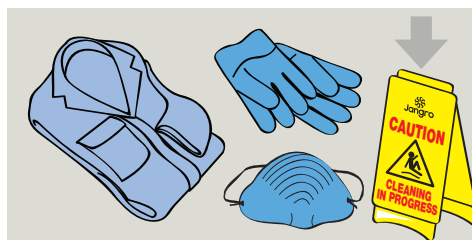
- 6 Leave for 30 seconds. Wipe surface with a clean cloth.

STAGE 2 - DISINFECT

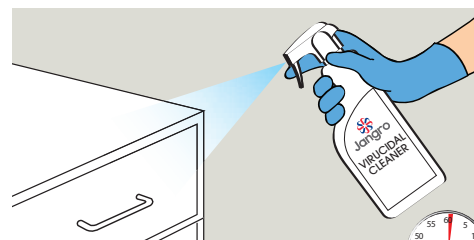
Use a product tested to EN14476



- 1 Wash hands with antibacterial soap and water then sanitise with alcohol gel.



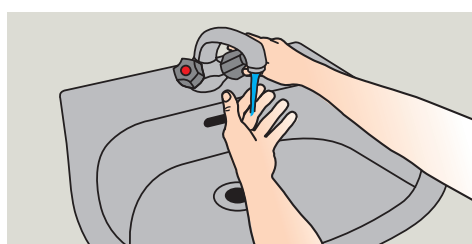
- 2 Put on disposable PPE and place safety signs. Some infections can become air-borne - Please wear a mask!



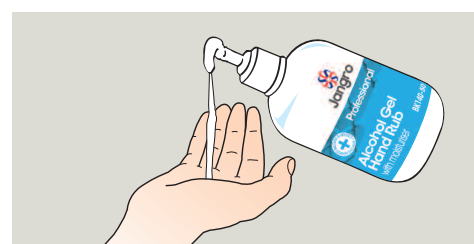
- 3 Spray surface, leave for 1 minute contact time. If using an alternative product check the label for recommended contact time, then wipe clean.



- 4 Place all waste in waste bag. Seal bag and place in appropriate area for disposal.



- 5 Wash hands with antibac soap and then dry with disposable towel.



- 6 When dry, alcohol sanitiser can be applied.

Stage 1, can be carried out using a cleaning detergent, followed by a disinfectant.
Stage 2, the example above uses Virucidal Cleaner, which can be used for both stages.