



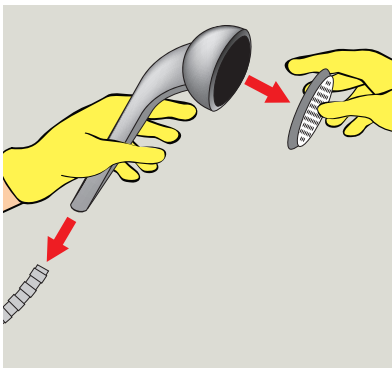
Descaling & Disinfecting Showerheads





Descaling Showerheads

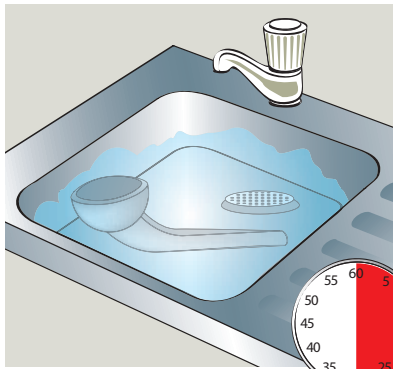


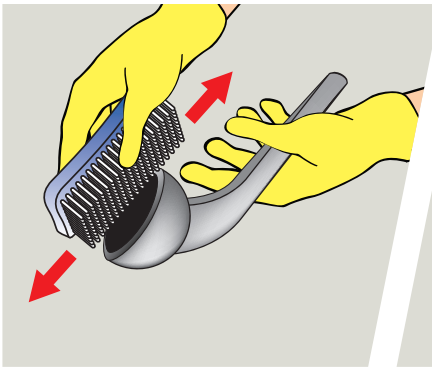


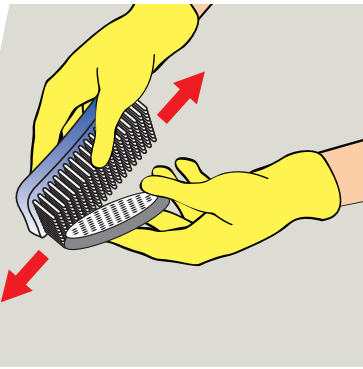





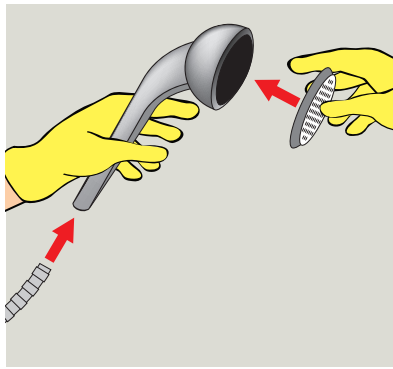












1 Use appropriate PPE.

2 Dismantle the showerhead.

3 Dilute FOAMING BACTERICIDAL CLEANER at a dilution rate of 1:4 parts warm water.

4 Immerse showerhead and parts into the solution.


5 Leave to soak for 30 minutes.


6 Agitation with a nylon scrubbing brush may be necessary to remove heavy soil & limescale.

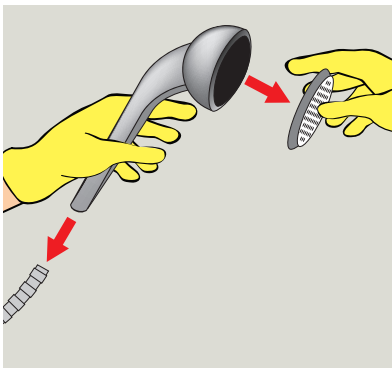
7 Rinse under clean water.


8 Re-assemble the showerhead.


Disinfecting Shower heads - To kill a range of bacteria including legionella pneumophila

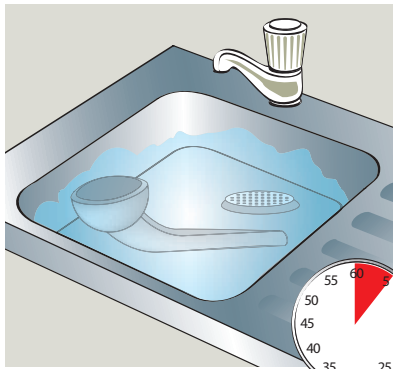


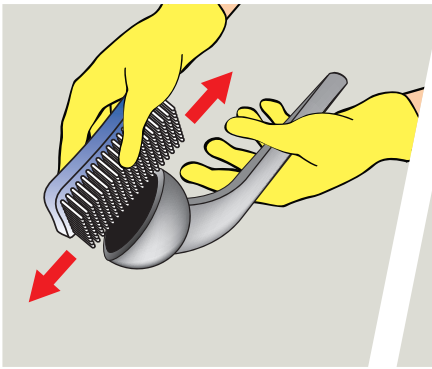


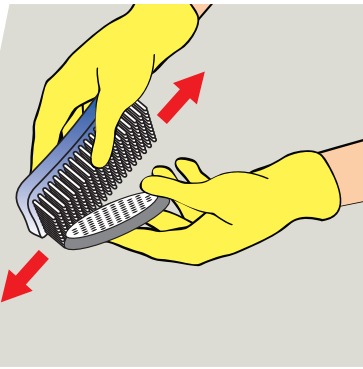





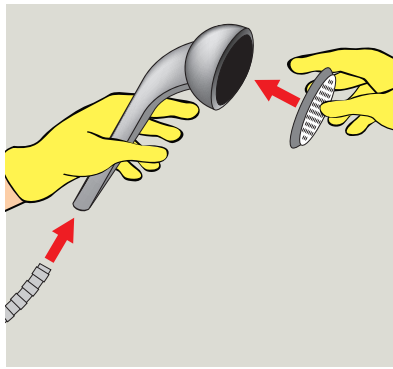












1 Use appropriate PPE.

2 Dismantle the showerhead.

3 Dilute FOAMING BACTERICIDAL CLEANER at a dilution rate of 1:50 parts warm water.

4 Immerse showerhead and parts into the solution.

5 Leave to soak for at least 5 minutes.
This procedure should be carried out every 3 months.

6 Agitation with a nylon scrubbing brush may be necessary to remove heavy soil & limescale.

7 Rinse under clean water.

8 Re-assemble the showerhead.