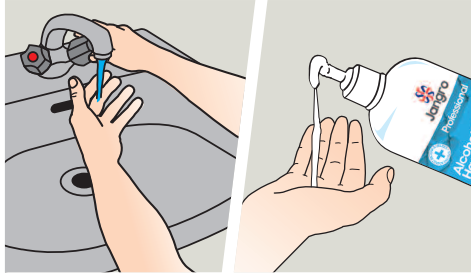


How to use Antiviral Disinfectant in fogging machines

Task Card



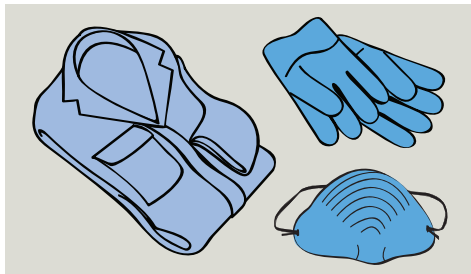
- 1 Wash hands with antibacterial soap and water then sanitise with alcohol gel.



- 2 Place safety signs.



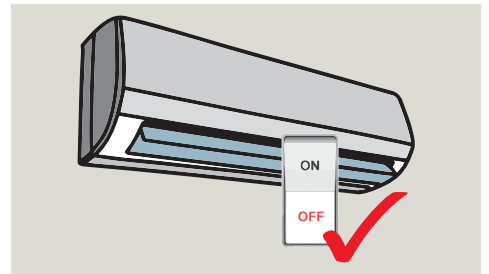
- 3 Remove all soft furnishings or cover with a polythene sheet before fogging. Remove plants from area.



- 4 Observe all PPE advice. Wear protective gloves, coveralls and a FFP3 Face mask.



- 5 Ensure occupants are removed from the area before fogging.



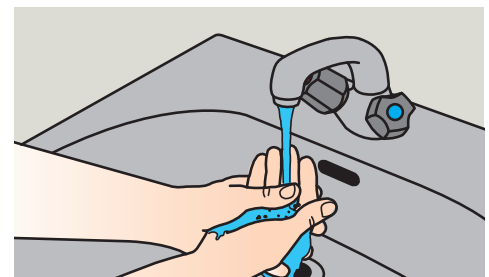
- 6 Turn OFF any ventilation or air conditioning systems. Switch off and cover any sensitive electrical equipment.




- 1 Use neat at a ratio of approx. 1 litre per 100m³ area.



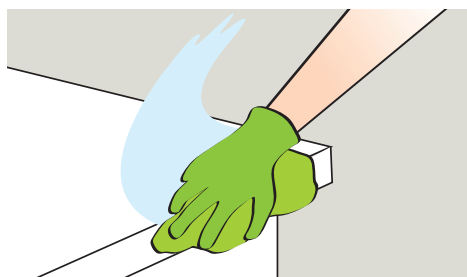
- 2 Fog according to machine manufacturers instructions.



- 3 After fogging, wash hands and any other contaminated areas of the body with soap and water.



- 4 Allow surfaces to dry naturally before returning the area to use.



- 5 Wash hands with antibac soap and then dry with disposable towel.

When using do not eat, drink or smoke.

Do not ingest. This is not a medicine. Use biocides safely and sustainably.