











# Housekeeping & Bar Area

Product Code	Product Name	Directions	Hazard
BD040-5	Lemon Floor Gel	Mopping & sanitising: Dilute 25:1 in warm water. Paintwork & washrooms: Dilute 50:1 & wipe with a sponge or cloth.	 DANGER
BD030-5	Perfumed Floor Maintainer	Apply two thin coats with a clean mop or applicator, allow each coat to dry for approx. 30 mins. Damp mopping: dilute 1:20. Spray cleaning: dilute 1:10, suitable for all types of spray cleaning machines. Dilute 1:20 in warm or cold water.	 WARNING
BD020-5	High Traffic Floor Polish	Use undiluted. Pour polish into a bucket or tray. Place mop or applicator into polish, lightly squeeze out surplus Apply polish to dry, neutral floor thinly and evenly in WEST to EAST direction. Leave to dry for approximately 30 minutes. Apply a further coat of polish thinly and evenly at right angles to first i.e. NORTH to SOUTH. Leave a 10cm gap at floor edge Leave to dry for approximately 30 minutes A third coat may be required in heavy traffic areas or on old or worn floors.	No Significant Hazard
BD080-5	Floor Polish Remover	POLISH STRIPPING: Dilute 250ml per 5 litres of hot water. HEAVY BUILD UP: Dilute 500ml per 5 litres of hot water. Apply with mop or machine tank. Leave for a few minutes, machine scrub with stripping pad. Remove slurry, rinse with clean water. Neutralise floor before applying polish by adding a solution of 20ml acetic acid (vinegar) to 5 litres of water and damp mop the surface. Allow to dry.	 DANGER
BB125-5	Glasswash Detergent 5L	Dispense into automatic glass washing machine through an electronic dispenser at a ratio of 1-3 ml per litre, depending on soiling and water hardness, in accordance with the machine manufacturers instructions. For best results, use in conjunction with GLASSWASH RINSE AID.	 WARNING
BB130-5	Glasswash Rinse Aid 5L	Dispense into automatic glass washing machine through an electronic dispenser at a ratio of 1-2ml per litre, in accordance with the machine manufacturers instructions.	No Significant Hazard
BA030-75	Glass & Mirror Cleaner 750ml	Use undiluted. Spray sparingly 15-30cm directly onto surface and wipe clean immediately with a clean, dry, lint free cloth. For small areas, spray onto cloth then wipe surface. DO NOT SPRAY NEAR FOOD.	  WARNING
BA030-5	Glass & Mirror Cleaner 5 Ltr	Use undiluted. Pour into handy spray bottle. Spray sparingly 15-30cm directly onto surface and wipe clean immediately with a clean, dry, lint free cloth. For small areas, or for use on keyboards, glass screens, spray onto cloth then wipe surface. DO NOT SPRAY NEAR FOOD.	  WARNING
BA020-5	Multi Surface Polish 5Ltr	Use undiluted. Shake well and spray sparingly directly onto the surface. Wipe off immediately with soft, dry cloth and buff to a lustrous clean finish.	No Significant Hazard
BA010-75	Multi Purpose Cleaner	Spray onto surface and wipe with a clean damp cloth. For small areas spray onto cloth and wipe surface	No Significant Hazard
BA001-5	Hard Surface Cleaner	For general use, dilute 1:100, spray or wipe over surface. For heavy grease & grime: dilute 1:25.	 DANGER
BG040	Air Freshener 400ml	Shake can well. Spray in 2 second bursts.	 DANGER

## HEALTH & HYGIENE

XA162

Never mix cleaning products  
Always wear gloves & suitable protective clothing.  
Before cleaning electrical equipment, switch off at mains.  
Remove or cover foodstuffs before commencing cleaning.  
Always wash cleaning products off skin immediately.

If swallowed, obtain immediate medical advice.  
Do not pour products into unlabelled containers.  
In the event of contact with skin or swallowed please refer to Data Sheet.