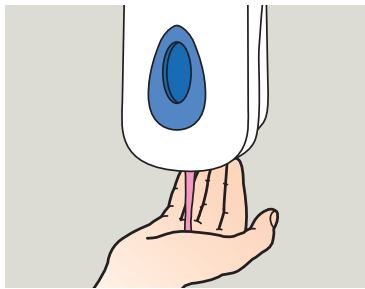


Stop Cross Contamination

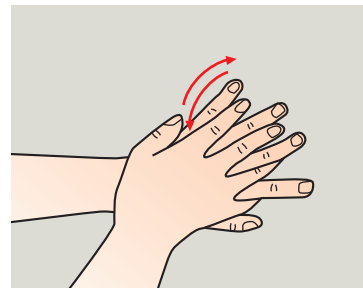
Professional



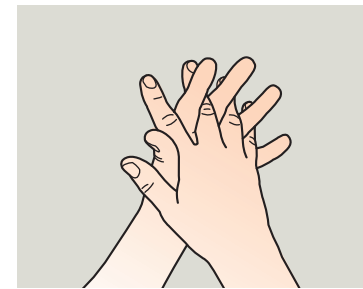
1 Apply 2 - 3 pumps into clean, dry, cupped hands.



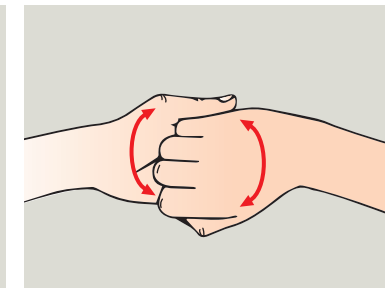
2 Rub hands palm to palm.



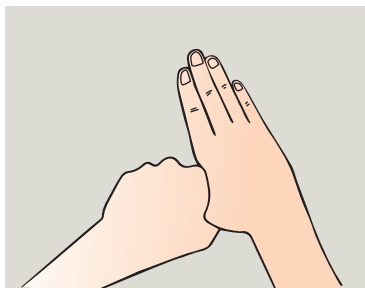
3 Rub back of each hand with palm of other hand with fingers interlaced.



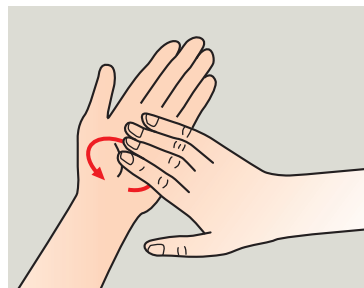
4 Rub palm to palm with fingers interlaced.



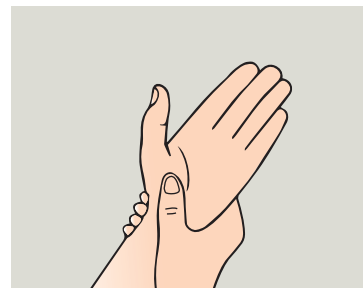
5 Rub with back of fingers to opposing palms with fingers interlocked.



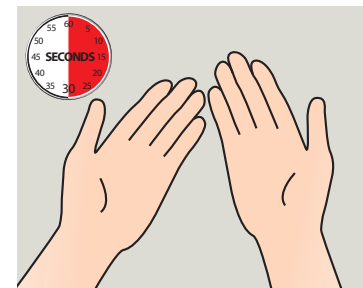
6 Rub each thumb clapsed in opposite hand using rotational movement.



7 Rub fingers in opposite palm in a circular motion.



8 Rub each wrist with opposite hand.



9 Rub until hands are dry. Steps 1 - 8 should take at least 30 seconds.



BK140

 Ensure any cuts and abrasions are covered with a clean waterproof plaster.