



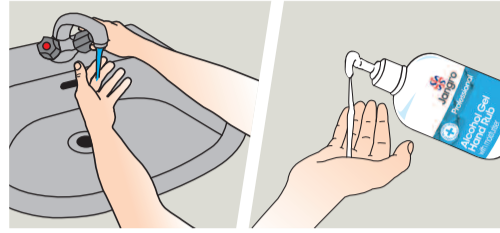
Process for Infection Control



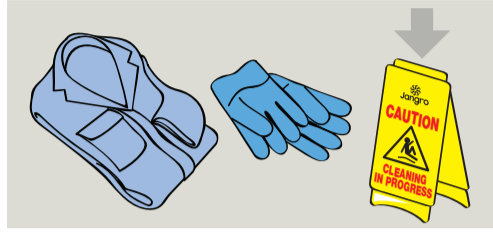
Products used: Virucidal Cleaner, Medical Sanitiser/Cleaner Disinfectant

Professional

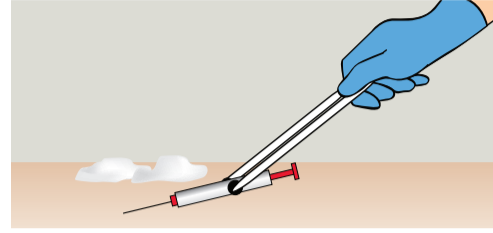
Infection Control - effective against bacteria including MRSA (EN1276)



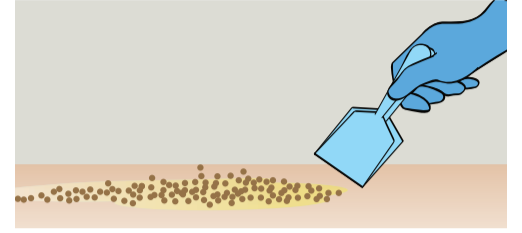
- 1** Wash hands with antibacterial soap and water, then sanitise with alcohol gel.



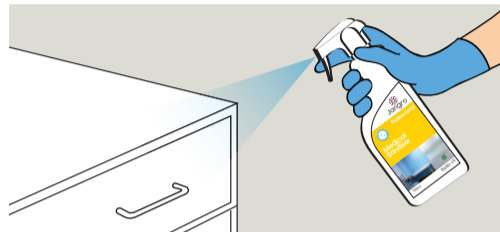
- 2** Put on disposable PPE and place safety signs.



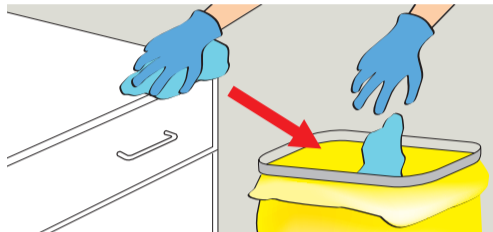
- 3** Ensure any sharps and other hazardous waste is removed safely into a sharps container.



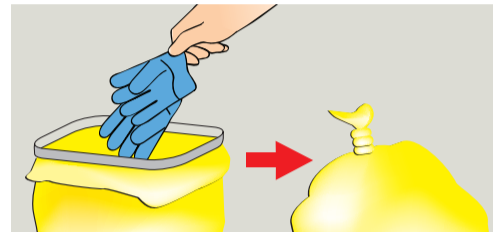
- 4** Safely remove any body fluid spills with absorbent granules and a disposable scoop.



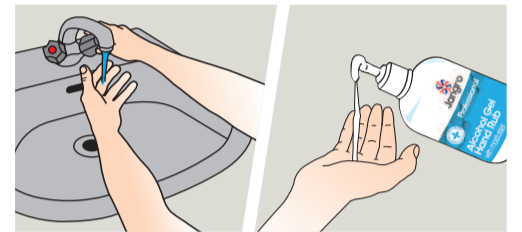
- 5** Spray all surfaces and equipment with Jangro Medical Sanitiser or Cleaner Disinfectant. Leave for recommended contact time.



- 6** Wipe thoroughly with a disposable wipe or cleaning cloth. Replace cloth with new as soon as contaminated with soiling.

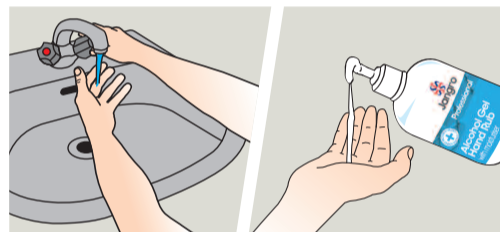


- 7** Place all waste including any used cloths and disposable PPE in waste bag for appropriate disposal. Seal bag before leaving area.

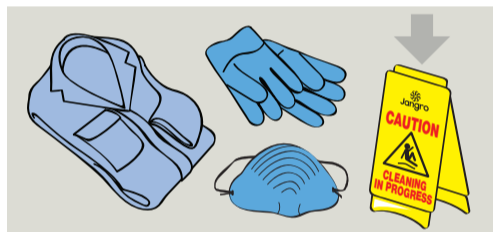


- 8** Wash hands with antibac soap & then dry with disposable towel & when dry, alcohol sanitiser can be applied.

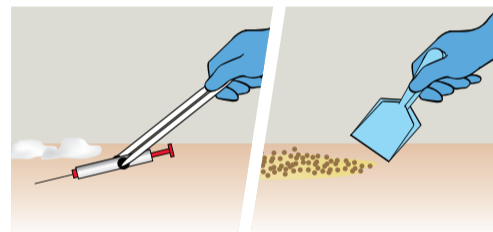
Cleaning potentially infectious areas of E-coli, Clostridium difficile or H.I.V (EN1276, EN13704, EN1650, EN14476, EN14675)



- 1** Wash hands with antibacterial soap and water then sanitise with alcohol gel.



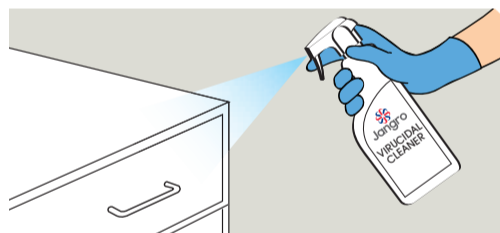
- 2** Put on disposable PPE and place safety signs.
Some infections can become air-borne - Please wear a mask!



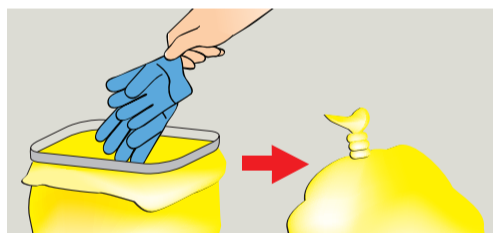
- 3** Ensure any sharps and other hazardous waste is removed safely into a sharps container. Remove any body fluid spills with absorbent granules and a disposable scoop.



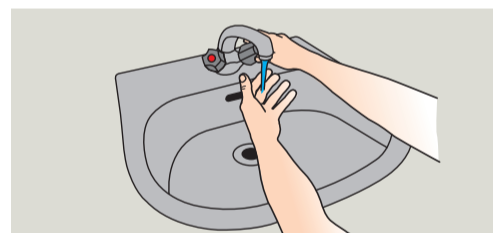
- 4** E-coli & C-diff: Dilute 60ml of Jangro Virucidal Cleaner to 600ml (1:10) warm water into a spray bottle. H.I.V: Dilute 1:40. Label bottle appropriately.



- 5** Spray surface and leave for...30 seconds (E-coli), 60 mins (C-diff) or 5 mins (H.I.V), then wipe clean.



- 6** Place all waste including any used cloths and disposable PPE in waste bag for appropriate disposal. Seal bag before leaving area.

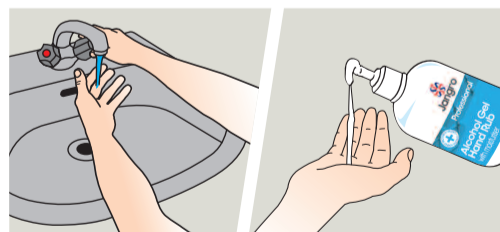


- 7** Wash hands with antibac soap & then dry with disposable towel.

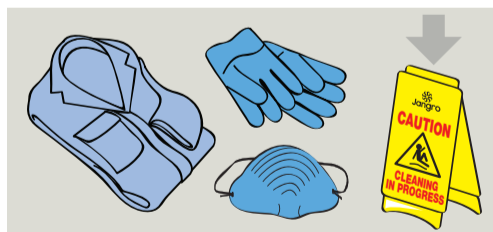


- 8** When dry, alcohol sanitiser can be applied.

Potential outbreak of Norovirus and Coronaviruses (EN1276, EN13704, EN1650, EN14476, EN14675)



- 1** Wash hands with antibacterial soap and water then sanitise with alcohol gel.



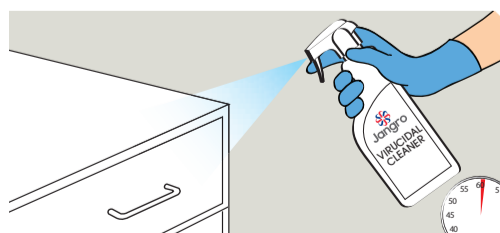
- 2** Put on disposable PPE and place safety signs.
Some infections can become air-borne - Please wear a mask!



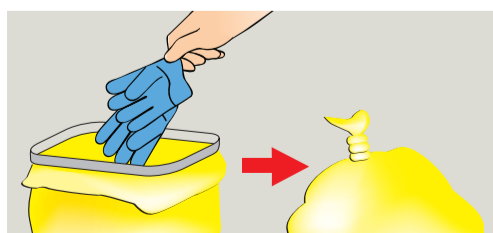
- 3** Clean the surface prior to using Virucidal cleaner to disinfect. (Virucidal cleaner can also be used for this cleaning step).



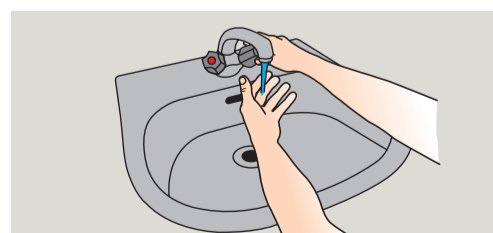
- 4** Dilute 20ml of Jangro Virucidal Cleaner to 500ml (1:25) warm water into a spray bottle. Label bottle appropriately.



- 5** Spray surface and leave for 1 minute, then wipe clean.



- 6** Place all waste in waste bag. Seal bag and place in appropriate area for disposal.



- 7** Wash hands with antibac soap & then dry with disposable towel.



- 8** When dry, alcohol sanitiser can be applied.