

Floor Gloss Restorer High Solids


Jangro

When dosing concentrate chemicals always use the recommended PPE, and always read the labels to check best practice for handling both the undiluted & ready to use solutions.

Product Usage Guide

PREMIUM

BD235-5

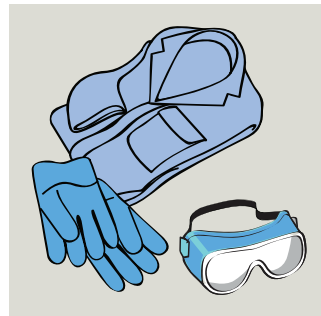


Health & Safety

Please refer to relevant COSHH Safety Data Sheet



Scan for further product details



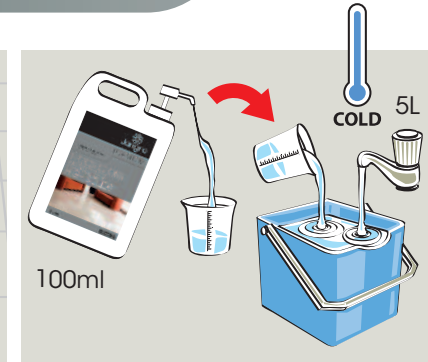
1 Use appropriate PPE as indicated in the Safety Data Sheet.



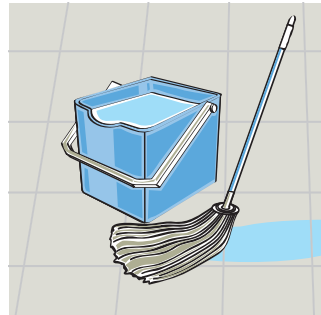
2 Place Safety Signs.



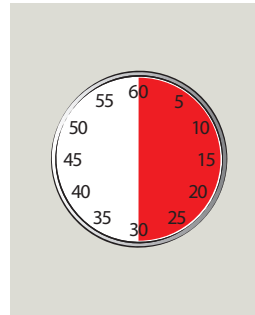
3 Sweep floor.



4 Dilute 100ml per 5 litres of water.



5 Mop solution onto floor.



6 Leave to dry for 30 minutes.



7 Floor may be burnished with a machine operating between 1500-2500 rpm.



8 Remove Safety Signs.



Can be used neat to refinish floors.

www.jangro.net