

Premium Micro Clean



When dosing concentrate chemicals always use the recommended PPE, and always read the labels to check best practice for handling both the undiluted & ready to use solutions.

Product Usage Guide

BE101-5



Health & Safety

Please refer to relevant COSHH Safety Data Sheet



Scan for further product details

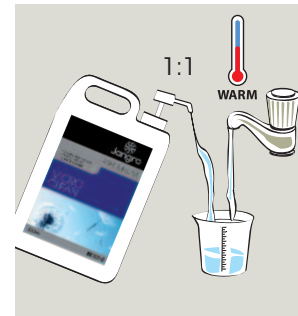
Spot Cleaning




1 Use appropriate PPE as indicated in the Safety Data Sheet.



2 Shake container well before opening.



3 Dilute 1:1 with warm water.



4 Sponge into contaminated area. Allow to dry as required.



5 Remove Safety Signs.

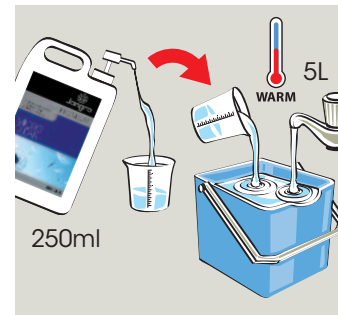
Floor tiles, around urinals & showers



1 Use appropriate PPE as indicated in the Safety Data Sheet.



2 Shake container well before opening.



3 Dilute 250ml per 5 litres of warm water.



4 Mop or wipe surface.



5 Remove Safety Signs.



Once mixed with water, use within 3-4 hours.
Excess can be used to clear sinks, urinals and toilets.