

BF111-75 Kitchen Sanitiser Unfragranced



Kitchen Surfaces



1 Place safety sign.



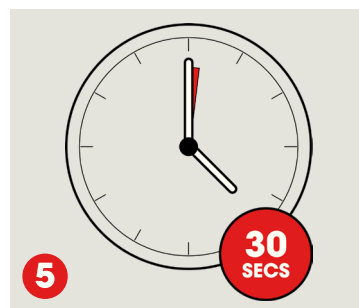
2 Use appropriate PPE as indicated in the safety data sheet.



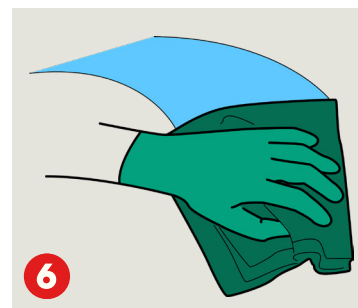
3 Ensure surface is clean & free from debris before sanitising.




4 Spray the solution onto a cloth or directly onto the surface.



5 Allow 30 seconds contact time.



6 After 30 seconds, wipe with a clean cloth.



7 Allow to air dry.



8 Remove safety sign.

Areas of Use



WARNING



Scan me for further product details including COSHH Safety Data Sheet



Cleaning equipment must be cleaned with products from the ntrl range, do not mix with other cleaning chemicals.

